

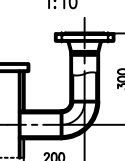
NO.	DATE	REVISION	BY	CHK	APP
1					
2					
3					
4					
5					
6					
7					
8					
9					
10					
11					

三、管口表 NOZZLE SHEET									
接管符号	公称尺寸	管口尺寸	管口类型	管口用途	管子尺寸	伸出长度	管口位置	管口标高	管口备注
MARK	NOMINAL SIZE	NOZZLES CONN. STD.	TYPE/FACE	SERVICE	JUT LENGTH	BEHIND FLANGE			
N01	Class150 14"	ASME B16.5	WN-RF	Inlet	Φ356X8	650			
N02	Class150 16"	ASME B16.5	WN-RF	Outlet	Φ406X8	250			
N03a,b	Class150 1 1/2"	ASME B16.5	WN-RF	HW inlet	Φ48X5	150			
N04a~c	Class150 4"	ASME B16.5	WN-RF	Steam outlet	Φ114X6	SEE THE DWG			
N05	Class150 2"	ASME B16.5	WN-RF	Steam inlet	Φ60X6	150			
N06	Class150 3"	ASME B16.5	WN-RF	S.V	Φ89X6	SEE THE DWG			
N07	Class150 12"	ASME B16.5	WN-RF	Explosion proof port	Φ324X8	200			
N08a~h	Class150 6"	ASME B16.5	WN-RF	HW connection	Φ168X6	200			
N9a,b	DN150	/	/	Sight glass	/	300			
C01~06	Class150 1 1/2"	ASME B16.5	WN-RF	TI	Φ48X4	150			
C07	Class150 1"	ASME B16.5	WN-RF	TI	Φ34X4	150			
C08a,b	Class150 2"	ASME B16.5	WN-RF	LG	Φ60X6	150			
C09a,b	Class150 3"	ASME B16.5	WN-RF	U	Φ89X6	150			
C10a~c	Class150 1"	ASME B16.5	WN-RF	El Connection	Φ34X4	150			
C11	Class150 1 1/2"	ASME B16.5	WN-RF	TI	Φ48X4	150			
C12a,b	Class150 3"	ASME B16.5	WN-RF	U	Φ89X6	150			
D01	Class150 2"	ASME B16.5	WN-RF	Drain	Φ60X4	150			
D02	Class150 2"	ASME B16.5	WN-RF	Drain	Φ60X6	150			

N06接管??

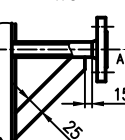
tail Of Nozzle N06

1:10



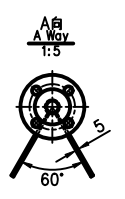
管口DN≤2"加固??

1:5



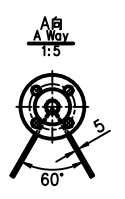
管口DN≤2"加固??

1:5



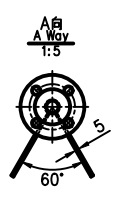
管口DN≤2"加固??

1:5



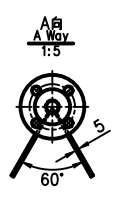
管口DN≤2"加固??

1:5



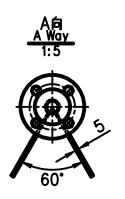
管口DN≤2"加固??

1:5



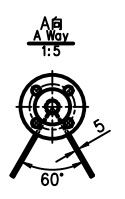
管口DN≤2"加固??

1:5



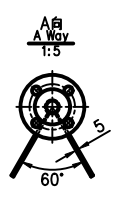
管口DN≤2"加固??

1:5



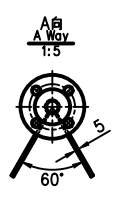
管口DN≤2"加固??

1:5



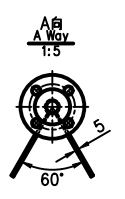
管口DN≤2"加固??

1:5



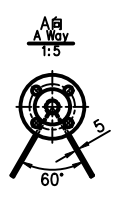
管口DN≤2"加固??

1:5



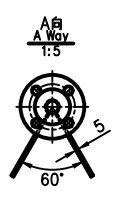
管口DN≤2"加固??

1:5



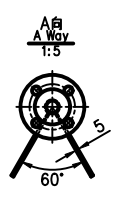
管口DN≤2"加固??

1:5



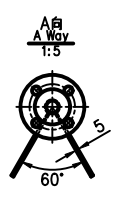
管口DN≤2"加固??

1:5



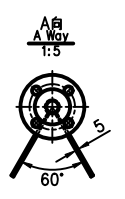
管口DN≤2"加固??

1:5



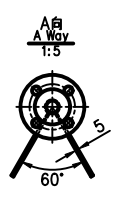
管口DN≤2"加固??

1:5



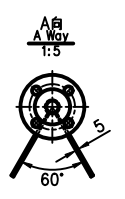
管口DN≤2"加固??

1:5



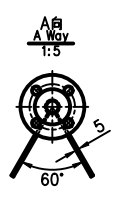
管口DN≤2"加固??

1:5



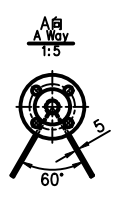
管口DN≤2"加固??

1:5



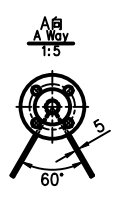
管口DN≤2"加固??

1:5



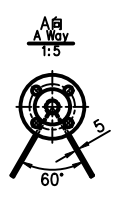
管口DN≤2"加固??

1:5



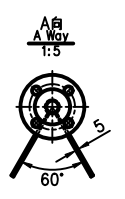
管口DN≤2"加固??

1:5



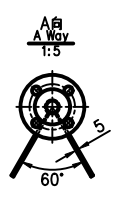
管口DN≤2"加固??

1:5



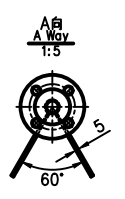
管口DN≤2"加固??

1:5



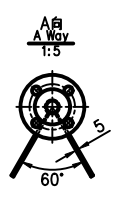
管口DN≤2"加固??

1:5



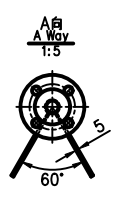
管口DN≤2"加固??

1:5



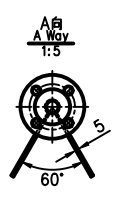
管口DN≤2"加固??

1:5



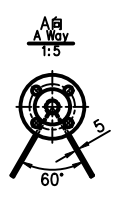
管口DN≤2"加固??

1:5



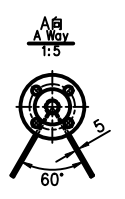
管口DN≤2"加固??

1:5



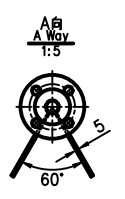
管口DN≤2"加固??

1:5



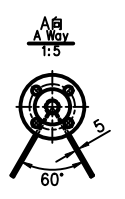
管口DN≤2"加固??

1:5



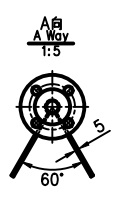
管口DN≤2"加固??

1:5



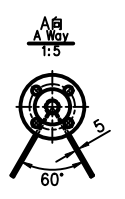
管口DN≤2"加固??

1:5



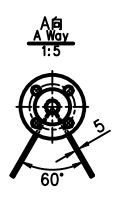
管口DN≤2"加固??

1:5



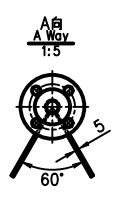
管口DN≤2"加固??

1:5



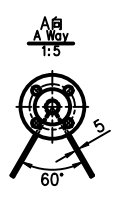
管口DN≤2"加固??

1:5



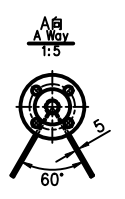
管口DN≤2"加固??

1:5



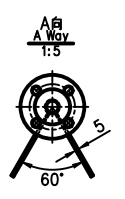
管口DN≤2"加固??

1:5



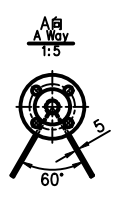
管口DN≤2"加固??

1:5



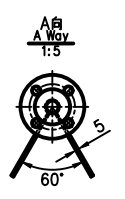
管口DN≤2"加固??

1:5



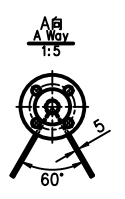
管口DN≤2"加固??

1:5



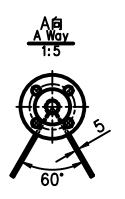
管口DN≤2"加固??

1:5



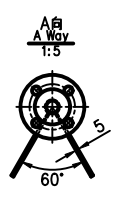
管口DN≤2"加固??

1:5



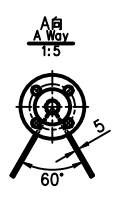
管口DN≤2"加固??

1:5



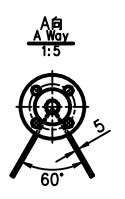
管口DN≤2"加固??

1:5



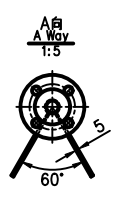
管口DN≤2"加固??

1:5



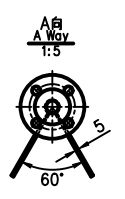
管口DN≤2"加固??

1:5



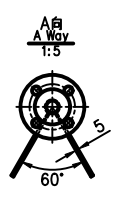
管口DN≤2"加固??

1:5



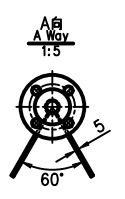
管口DN≤2"加固??

1:5



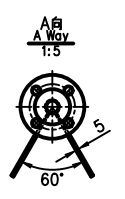
管口DN≤2"加固??

1:5



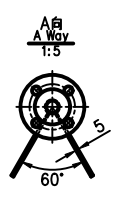
管口DN≤2"加固??

1:5



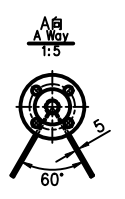
管口DN≤2"加固??

1:5



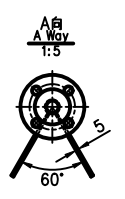
管口DN≤2"加固??

1:5



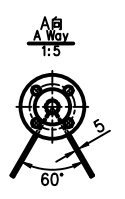
管口DN≤2"加固??

1:5



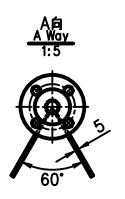
管口DN≤2"加固??

1:5



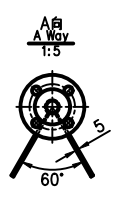
管口DN≤2"加固??

1:5



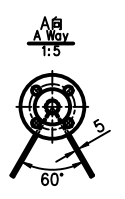
管口DN≤2"加固??

1:5



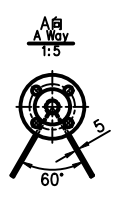
管口DN≤2"加固??

1:5



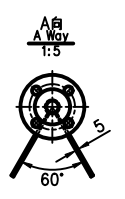
管口DN≤2"加固??

1:5



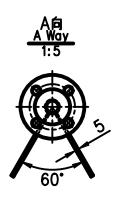
管口DN≤2"加固??

1:5



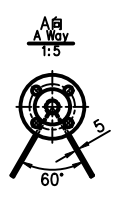
管口DN≤2"加固??

1:5



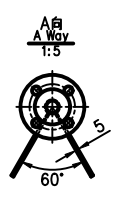
管口DN≤2"加固??

1:5



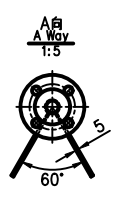
管口DN≤2"加固??

1:5



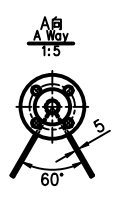
管口DN≤2"加固??

1:5



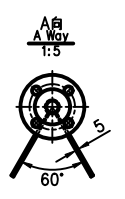
管口DN≤2"加固??

1:5



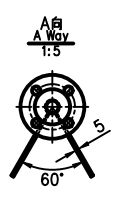
管口DN≤2"加固??

1:5



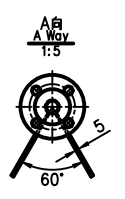
管口DN≤2"加固??

1:5



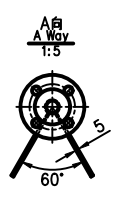
管口DN≤2"加固??

1:5



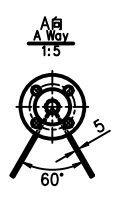
管口DN≤2"加固??

1:5



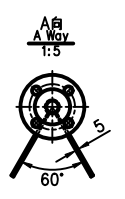
管口DN≤2"加固??

1:5



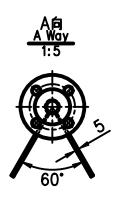
管口DN≤2"加固??

1:5



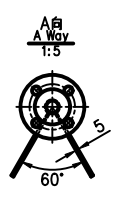
管口DN≤2"加固??

1:5



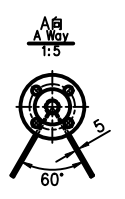
管口DN≤2"加固??

1:5



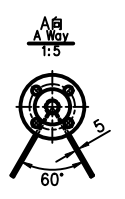
管口DN≤2"加固??

1:5



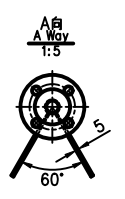
管口DN≤2"加固??

1:5



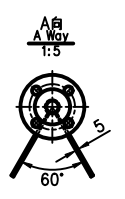
管口DN≤2"加固??

1:5



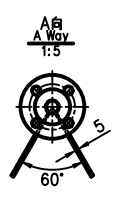
管口DN≤2"加固??

1:5



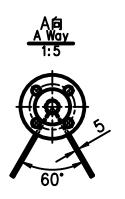
管口DN≤2"加固??

1:5



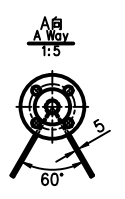
管口DN≤2"加固??

1:5



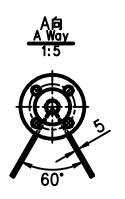
管口DN≤2"加固??

1:5



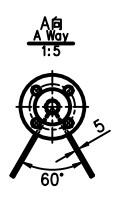
管口DN≤2"加固??

1:5



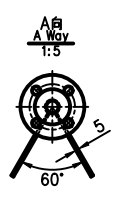
管口DN≤2"加固??

1:5



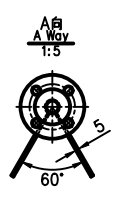
管口DN≤2"加固??

1:5



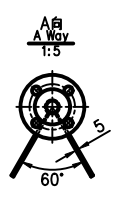
管口DN≤2"加固??

1:5



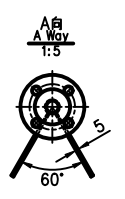
管口DN≤2"加固??

1:5



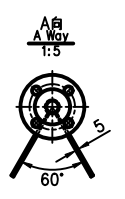
管口DN≤2"加固??

1:5



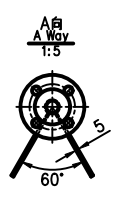
管口DN≤2"加固??

1:5



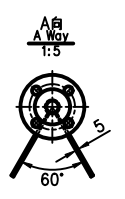
管口DN≤2"加固??

1:5



管口DN≤2"加固??

1:5



管口DN≤2"加固??

1:5